

## You've got Teladoc Health

Talk to a doctor anytime,  
anywhere by phone or video.

**Set up your account today to talk to a U.S.-licensed physician for non-emergency medical conditions like the flu, sinus infections, bronchitis, and much more.**



### Create account

Use your phone, the app, or the website to create an account and complete your medical history



### Talk to a doctor

Request a time and a Teladoc Health doctor will contact you





### Feel better

The doctor will diagnose symptoms and send a prescription if necessary

**Talk to a doctor for free**

Visit [Teladoc.com](https://www.teladoc.com)

Call 1-800-TELADOC (800-835-2362) | Download the app  



# How to set up your Teladoc Health account

Simply download the Teladoc Health app and follow the four steps you see below.

## 1. Confirm benefits

Provide some information about yourself to confirm your eligibility.

## 2. Select benefit provider

We'll confirm that we found your benefits so you can finish creating your account.

## 3. Create account

Provide your contact information.

## 4. Complete account

Create a username, password and pick security questions to ensure your account is secure.

Once your account is created, eligible dependents under 18 years of age can be added in your account settings under the primary member. Dependents older than 18 should follow the steps above to create their own account.

**Set up your Teladoc Health account today**

Visit [Teladoc.com](https://www.teladoc.com)

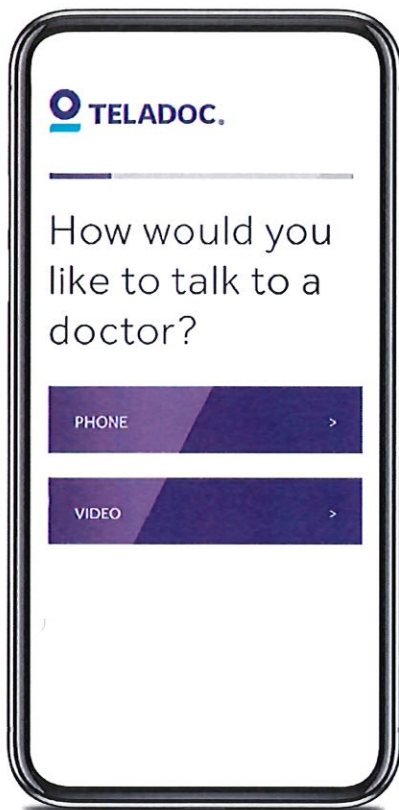
Call 1-800-TELADOC (800-835-2362) | Download the app

If your device settings for your mobile phone are set to Spanish, the Teladoc Health app will display in Spanish.

© Teladoc Health, Inc. All rights reserved. Teladoc Health marks and logos are owned by Teladoc Health, Inc. All programs and services are subject to applicable terms and conditions.



# Set up your Teladoc Health account in 4 easy steps



**Download the app to talk to a doctor  
anytime, anywhere\* by phone or video.**

- 1 Download the app**  
Search for "Teladoc Health" in the App Store or on Google Play.
- 2 Set up your account**  
Once you've downloaded the app, select "Set up your account."
- 3 Enter basic contact information**  
Provide some information about yourself to confirm your eligibility. We'll confirm we found your benefits and you'll continue creating your account.
- 4 Create your account**  
Enter your address and phone number, create a username and password, pick security questions, and agree to terms and conditions.

\*Teladoc Health is not available internationally.

**Download the app to talk to a doctor for free**

Visit [Teladoc.com](https://www.teladoc.com)

Call 1-800-TELADOC (800-835-2362) | Download the app 