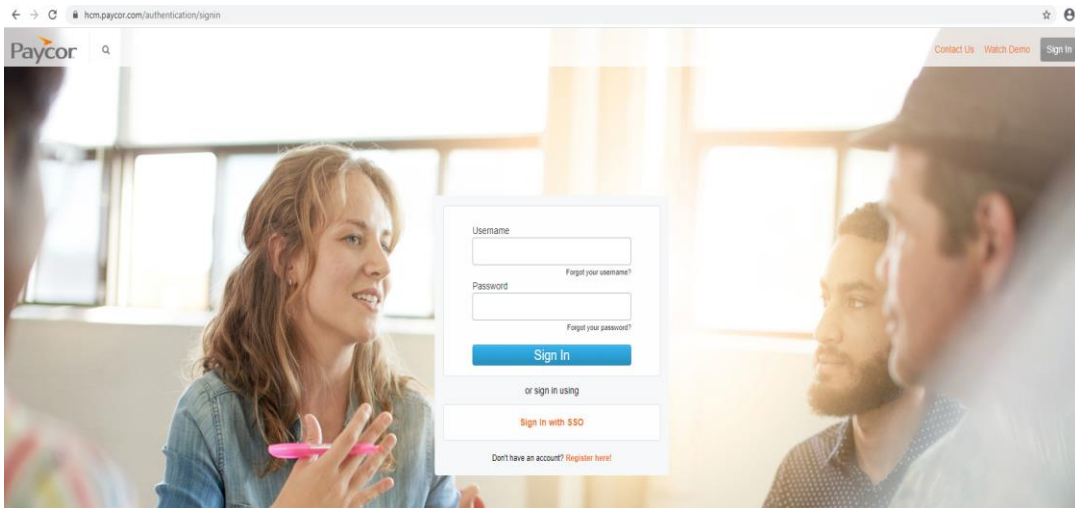


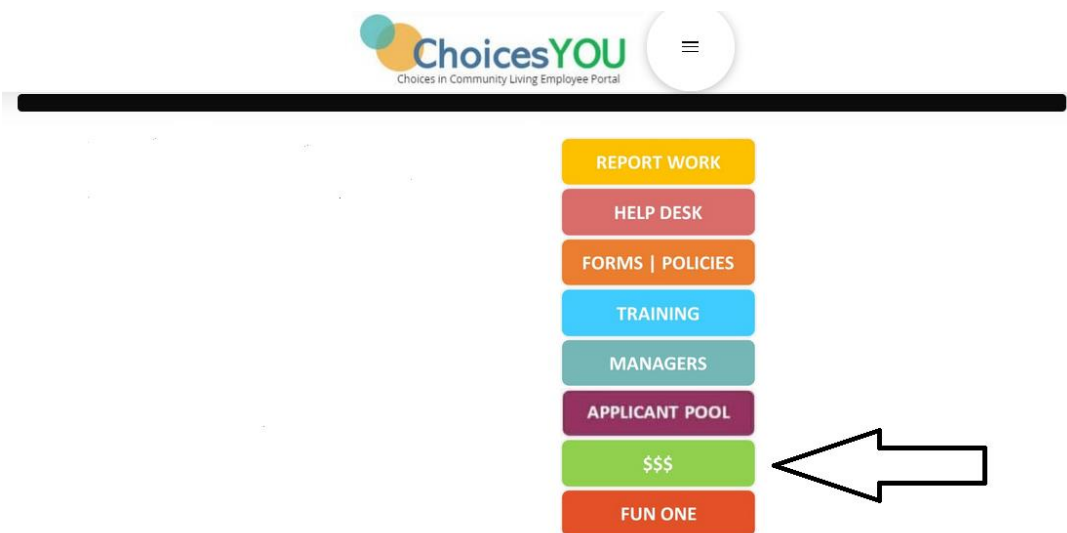
Logging In As An Existing User:

1. Navigate to the Paycor login page at:

<https://hcm.paycor.com/authentication/signin>



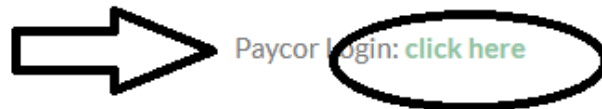
Or it can be found on the choicesyou.com website under the “\$\$\$” button:



Then click on the “Paycor Login” Link:



FISCAL INFORMATION PAGE:



To see a listing of all 2020 pay periods, [click here](#)

To enter a fiscal help desk ticket: [click here](#)

Signing Bonus Information: [click here](#)

Facebook Shares Contest: [click here](#)

I Love Choices Contest: [click here](#)

-HPC STIPEND INFORMATION-

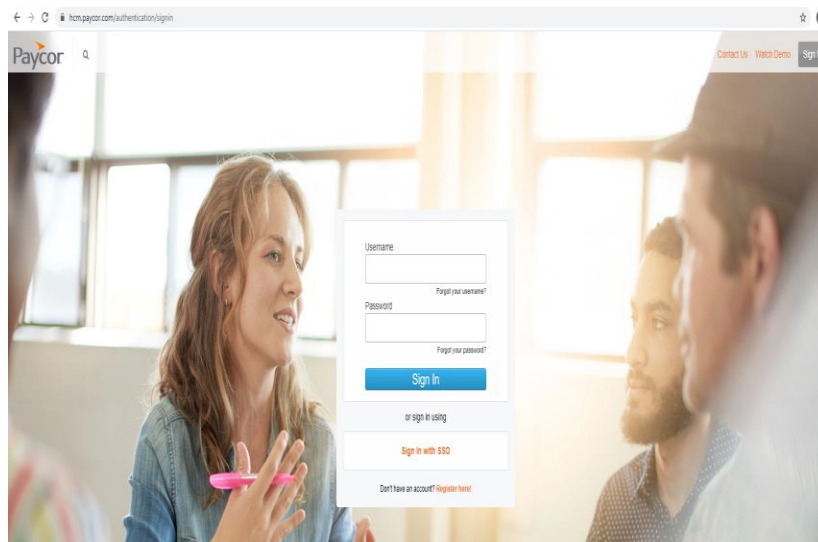
How to earn \$1 more per HPC hours worked. [click here](#) for more information.

2. Sign in with your Username and Password. If enabled a 6-digit code will be sent to your email; you will need this to complete the log in.

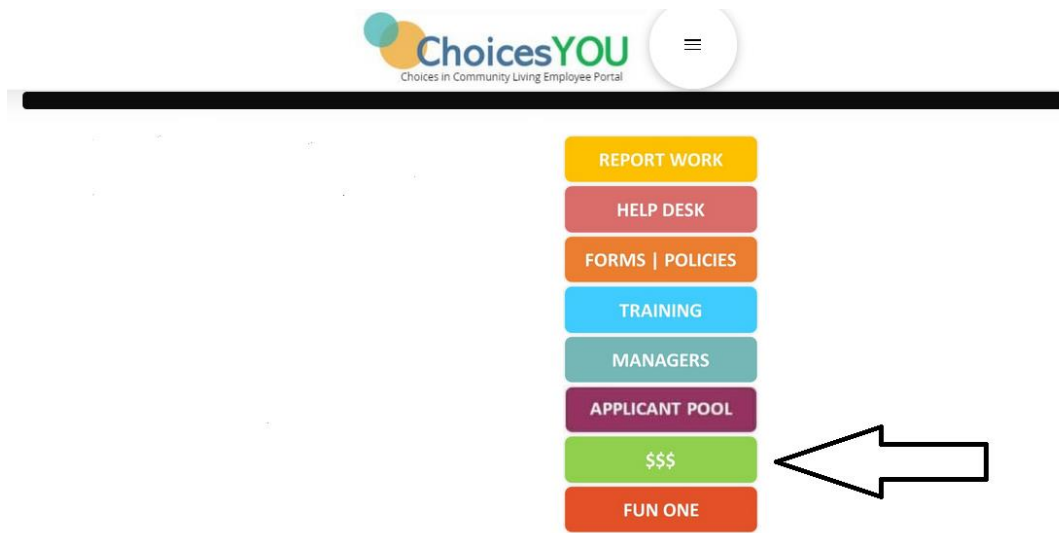
Logging In As A New User:

1. Navigate to the Paycor login page at:

<https://hcm.paycor.com/authentication/signin>



Or it can be found on the choicesyou.com website under the “\$\$\$” button:



Then click on the “Paycor Login” Link:



FISCAL INFORMATION PAGE:



To see a listing of all 2020 pay periods, [click here](#)

To enter a fiscal help desk ticket: [click here](#)

Signing Bonus Information: [click here](#)

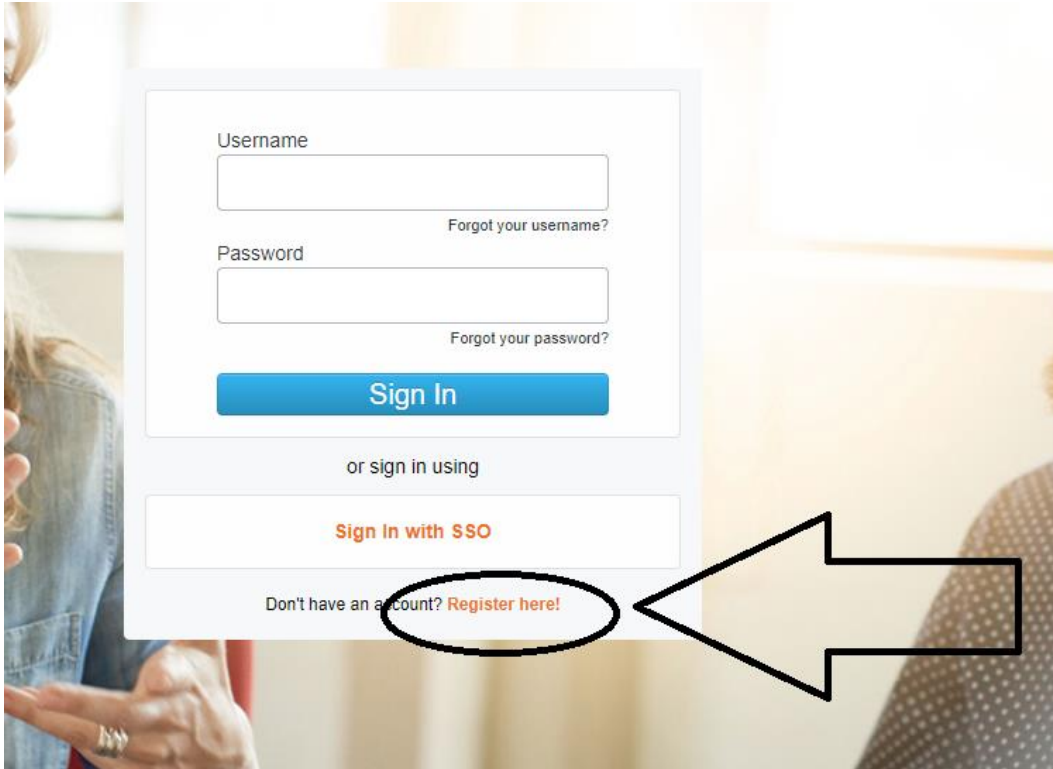
Facebook Shares Contest: [click here](#)

I Love Choices Contest: [click here](#)

-HPC STIPEND INFORMATION-

How to earn \$1 more per HPC hours worked. [click here](#) for more information.

2. Select the “Register Here” option:



3. Enter your last name, email you want to use to log in and our company access code, which is:

37281

LET'S GET STARTED

Start the signup process by telling us a little bit about who you are.

Access Code	Last Name
<input type="text" value="37281"/>	<input type="text" value="Doe"/>
	Email
	<input type="text" value="fakeemail@fake.fake"/>

4. Set your password and finalize login.